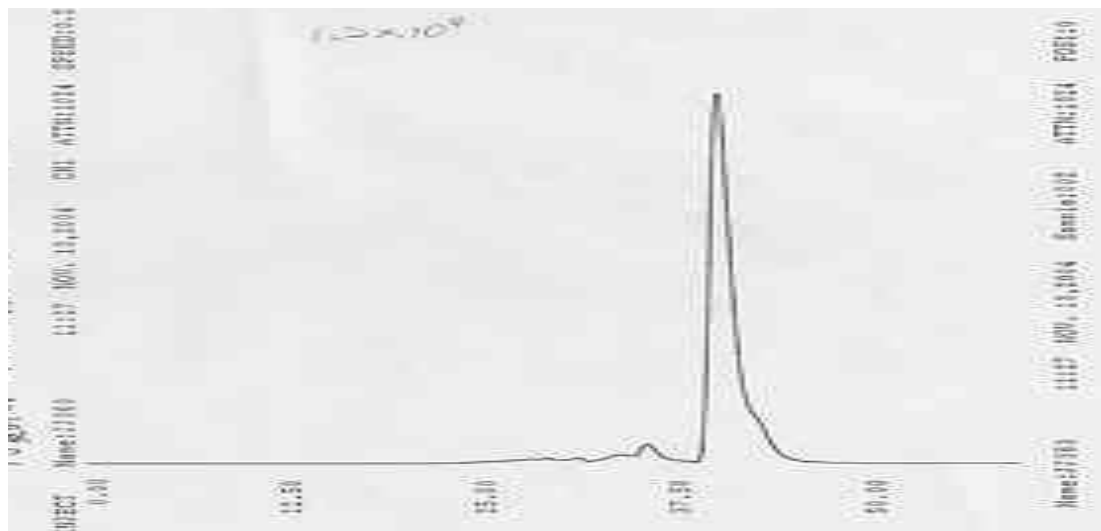
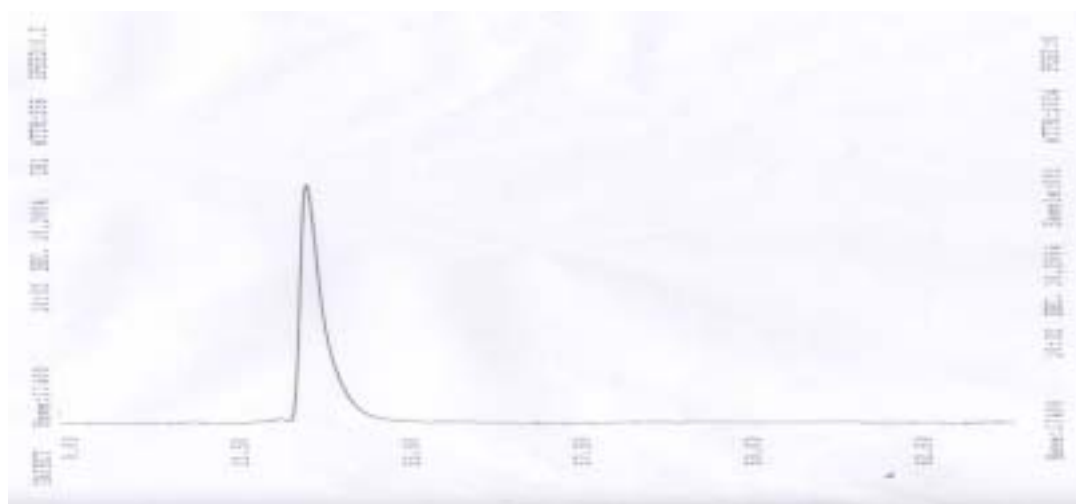


附錄



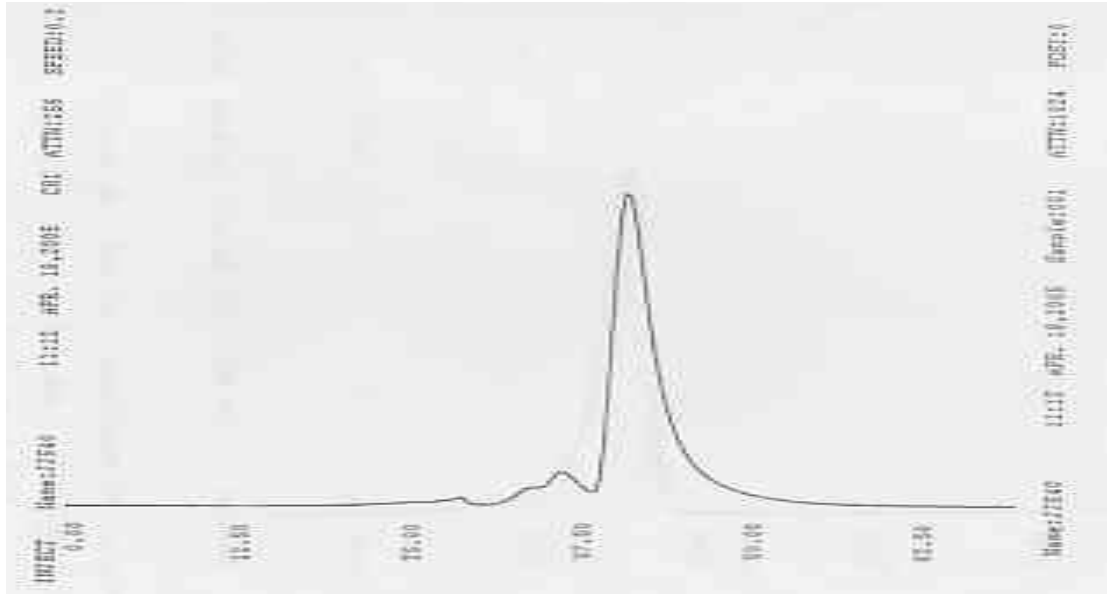
附圖一、攪拌式發酵槽 2vvm 通氣量在第三天的茯苓多醣體膠體層析
沖提圖

Appendix fig.1. Gel filtration chromatograms of *Wolfiporia cocos* polysaccharides of 2vvm aeration in stirred tank fermentor on day 3



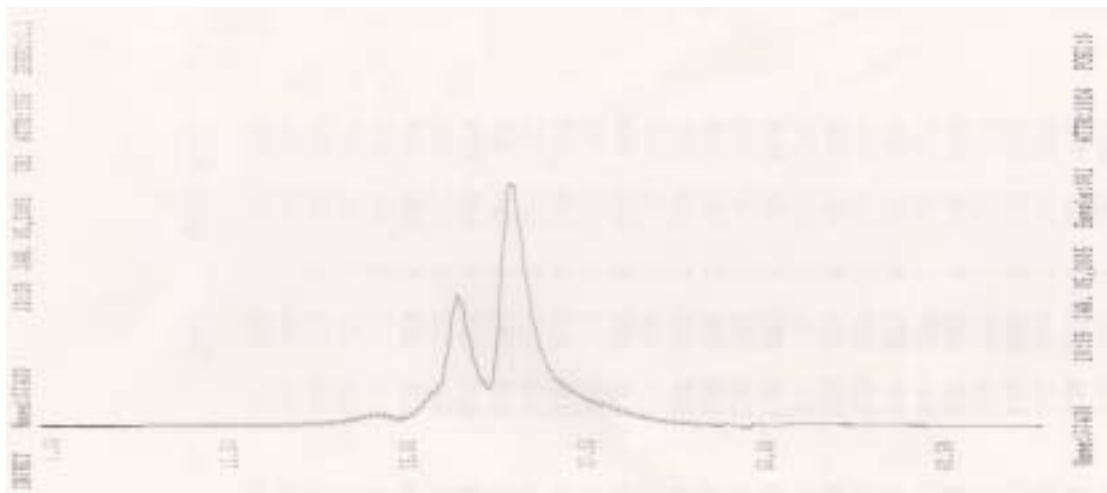
附圖二、攪拌式發酵槽 2vvm 通氣量在第七天的茯苓多醣體膠體層析
沖提圖

Appendix fig2. Gel filtration chromatograms of *Wolfiporia cocos* polysaccharides of 2vvm aeration in stirred tank fermentor on day 7



附圖三、攪拌式發酵槽 1vvm 通氣量在第三天的茯苓多醣體膠體層析
沖提圖

Appendix fig3. Gel filtration chromatograms of *Wolfiporia cocos*
polysaccharides of 1vvm aeration in stirred tank fermentor
on day 3



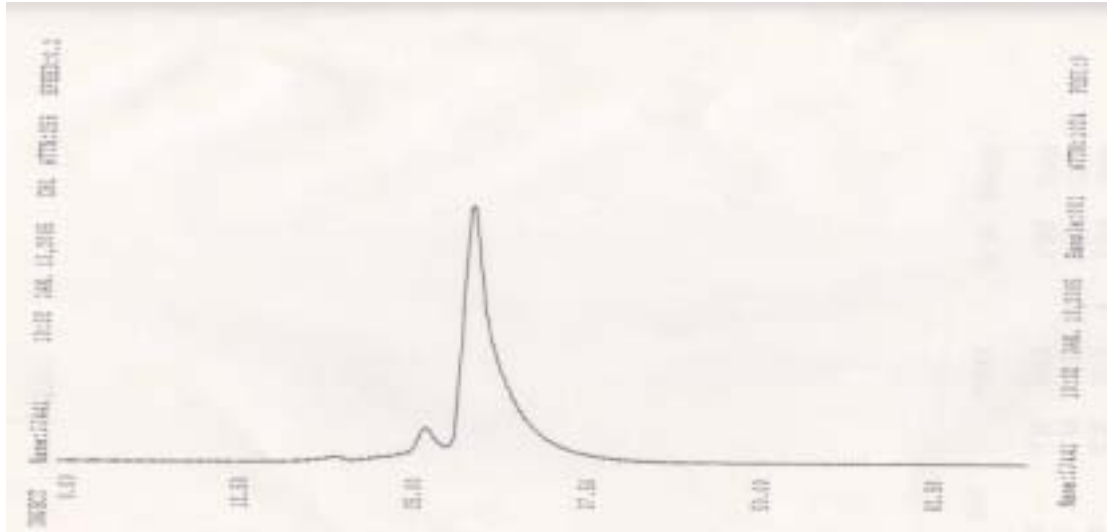
附圖四、攪拌式發酵槽 1vvm 通氣量在第七天的茯苓多醣體膠體層析
沖提圖

Appendix fig4. Gel filtration chromatograms of *Wolfiporia cocos*
polysaccharides of 1vvm aeration in stirred tank fermentor
on day 7



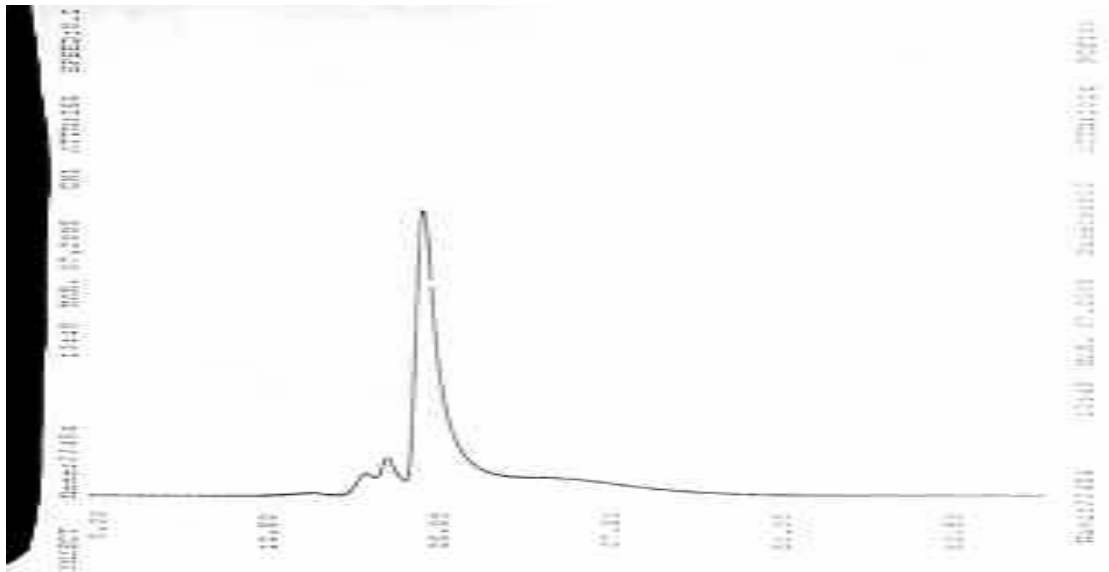
附圖五、攪拌式發酵槽 0.5vvm 通氣量在第三天的茯苓多醣體膠體層
析沖提圖

Appendix fig25. Gel filtration chromatograms of *Wolfiporia cocos* polysaccharides of 0.5vvm aeration in stirred tank fermentor on day 3



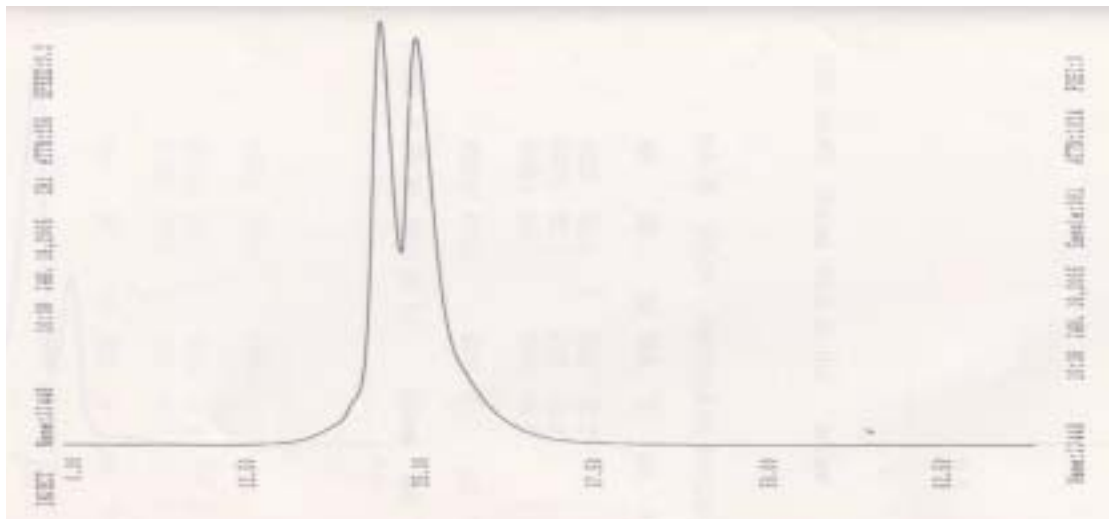
附圖六、攪拌式發酵槽 0.5vvm 通氣量在第七天的茯苓多醣體膠體層
析沖提圖

Appendix fig26. Gel filtration chromatograms of *Wolfiporia cocos* polysaccharides of 0.5vvm aeration in stirred tank fermentor on day 7



附圖七、氣泡塔式發酵槽 2vvm 通氣量在第三天的茯苓多醣體膠體層
析沖提圖

Appendix fig7. Gel filtration chromatograms of *Wolfiporia cocos* polysaccharides of 2vvm aeration in bubble column fermentor on day 3



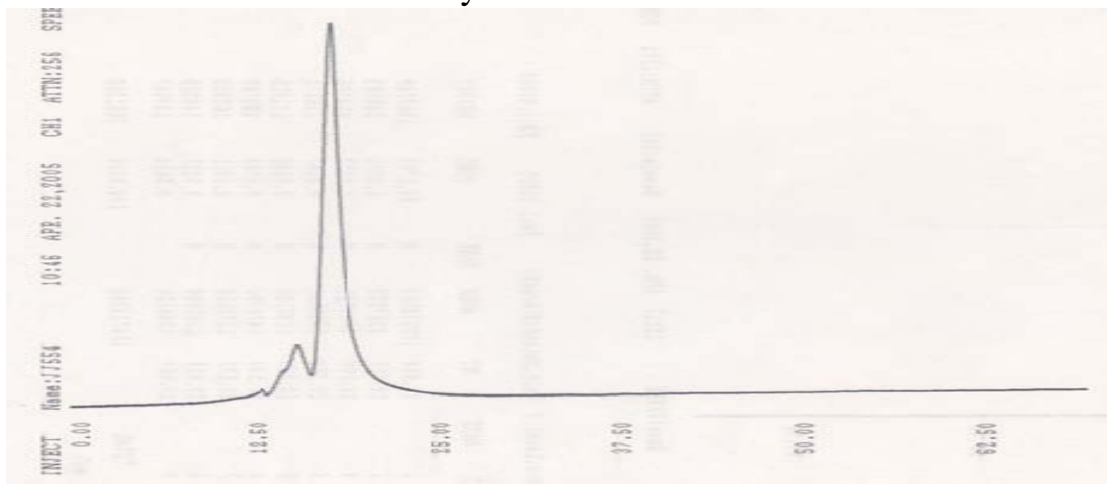
附圖八、氣泡塔式發酵槽 2vvm 通氣量在第七天的茯苓多醣體膠體層
析沖提圖

Appendix fig8. Gel filtration chromatograms of *Wolfiporia cocos* polysaccharides of 2vvm aeration in bubble column fermentor on day 7



附圖九、氣泡塔式發酵槽 1vvm 通氣量在第三天的茯苓多醣體膠體層
析沖提圖

Appendix fig9. Gel filtration chromatograms of *Wolfiporia cocos* polysaccharides of 1vvm aeration in bubble column fermentor on day 3



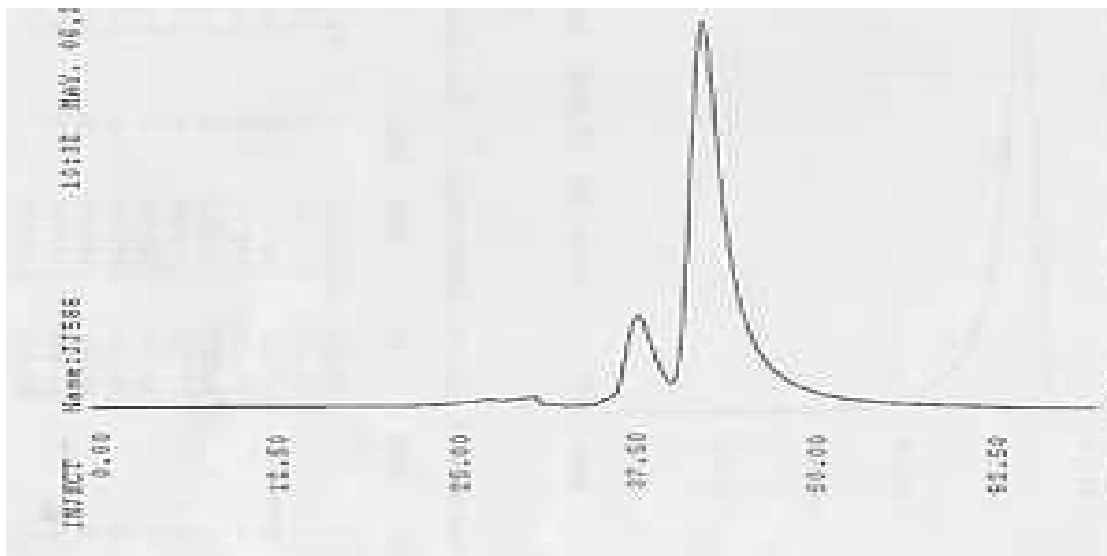
附圖十、氣泡塔式發酵槽 1vvm 通氣量在第七天的茯苓多醣體膠體層
析沖提圖

Appendix fig10. Gel filtration chromatograms of *Wolfiporia cocos* polysaccharides of 1vvm aeration in bubble column fermentor on day 7



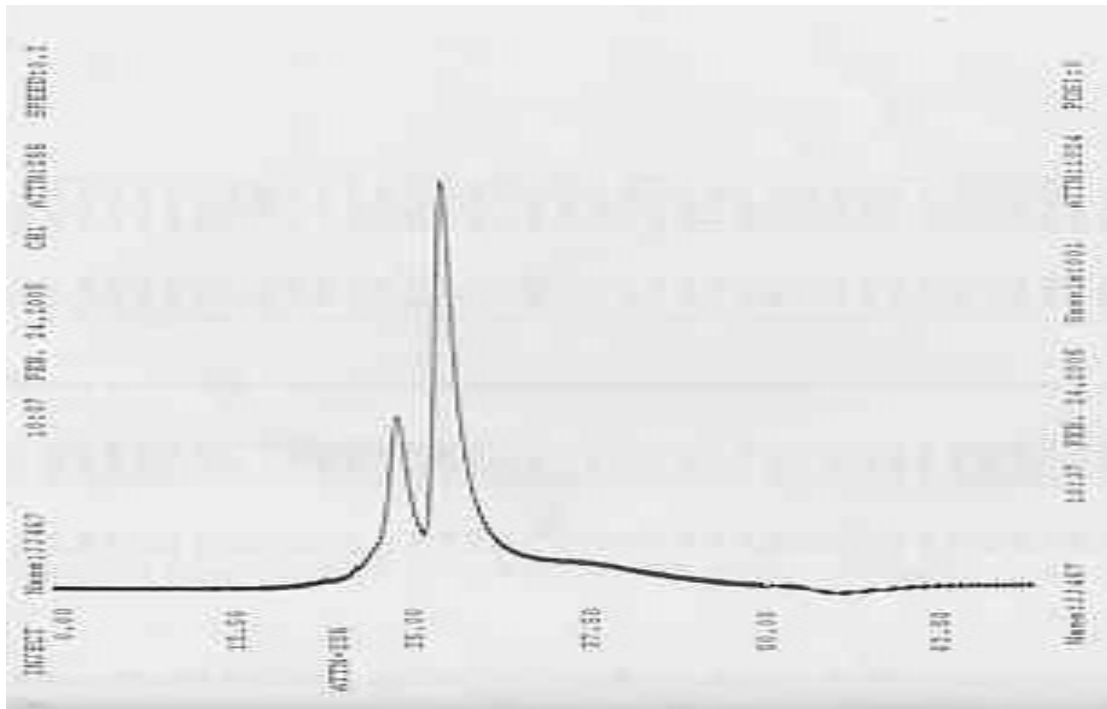
附圖十一、氣泡塔式發酵槽 0.5vvm 通氣量在第三天的茯苓多醣體膠
體層析沖提圖

Appendix fig11. Gel filtration chromatograms of *Wolfiporia cocos* polysaccharides of 0.5vvm aeration in bubble column fermentor on day 3



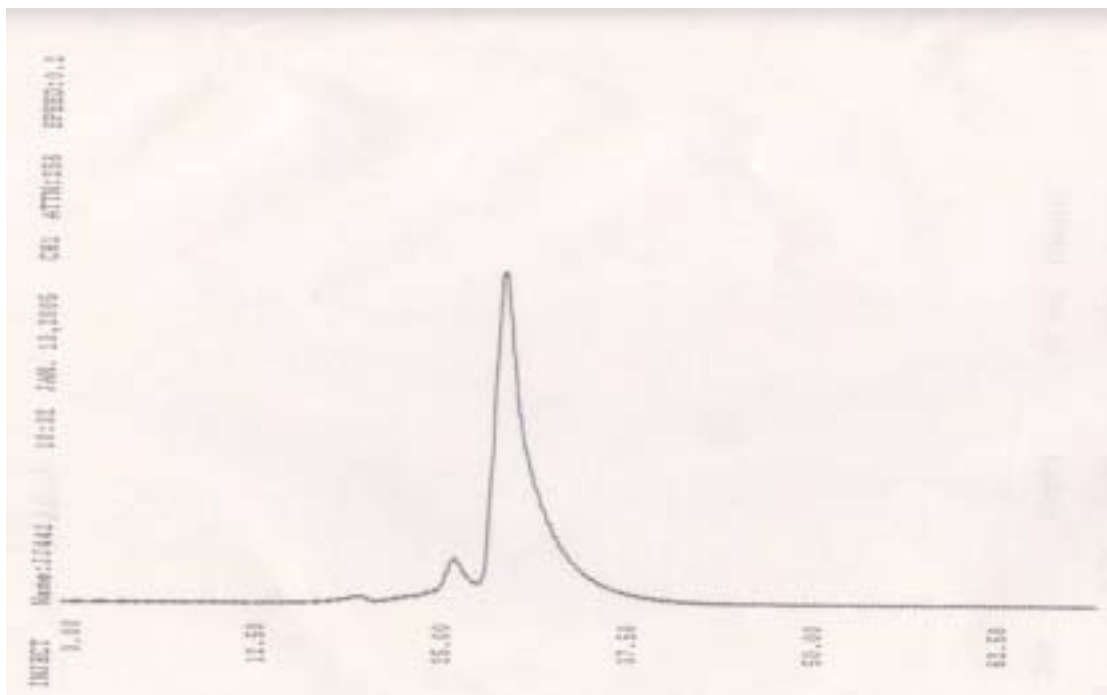
附圖十二、氣泡塔式發酵槽 0.5vvm 通氣量在第七天的茯苓多醣體膠
體層析沖提圖

Appendix fig12. Gel filtration chromatograms of *Wolfiporia cocos* polysaccharides of 0.5vvm aeration in bubble column fermentor on day 7



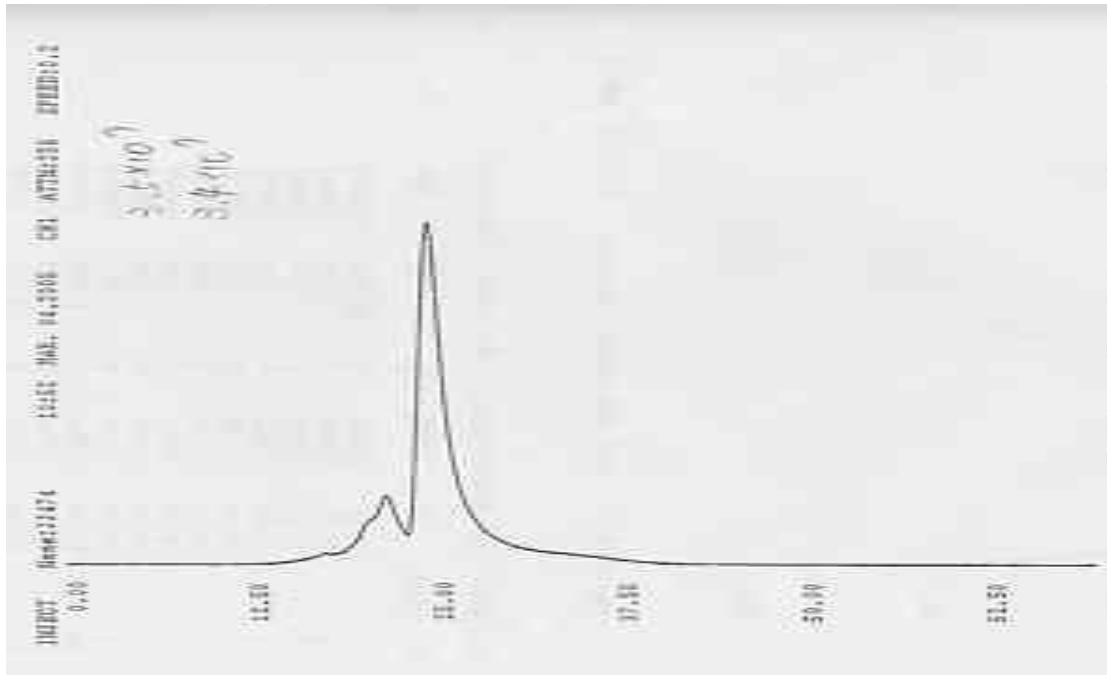
附圖十三、攪拌批式在第三天的茯苓多醣體膠體層析沖提圖

Appendix fig13. Gel filtration chromatograms of *Wolfiporia cocos* polysaccharides in stirred tank fermentor on day 3



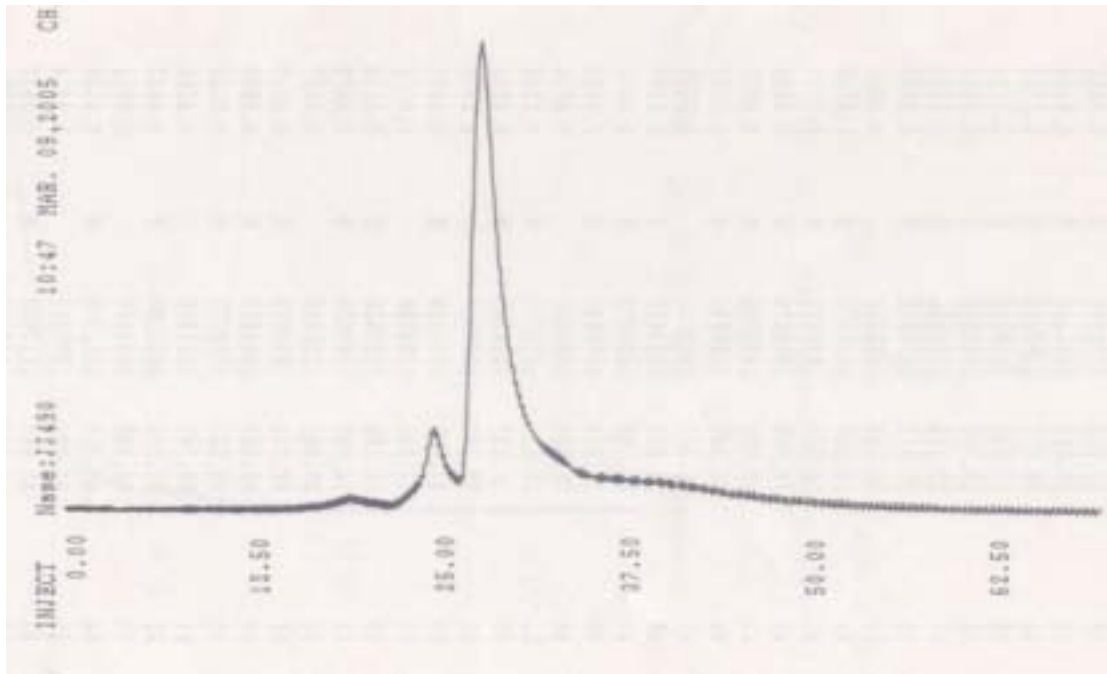
附圖十四、攪拌批式在第七天的茯苓多醣體膠體層析沖提圖

Appendix fig14. Gel filtration chromatograms of *Wolfiporia cocos* polysaccharides in stirred tank fermentor on day 7



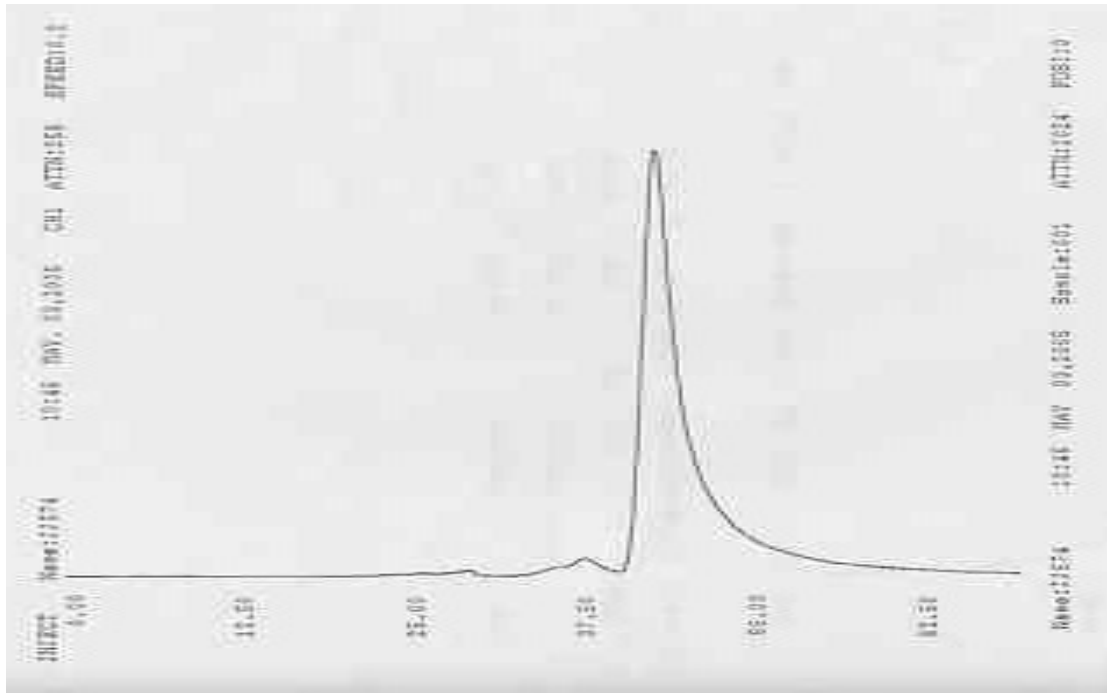
附圖十五、攪拌饋料式在第三的茯苓多醣體膠體層析沖提圖

Appendix fig15. Gel filtration chromatograms of *Wolfiporia cocos* polysaccharides in stirred tank fermentor on day 3



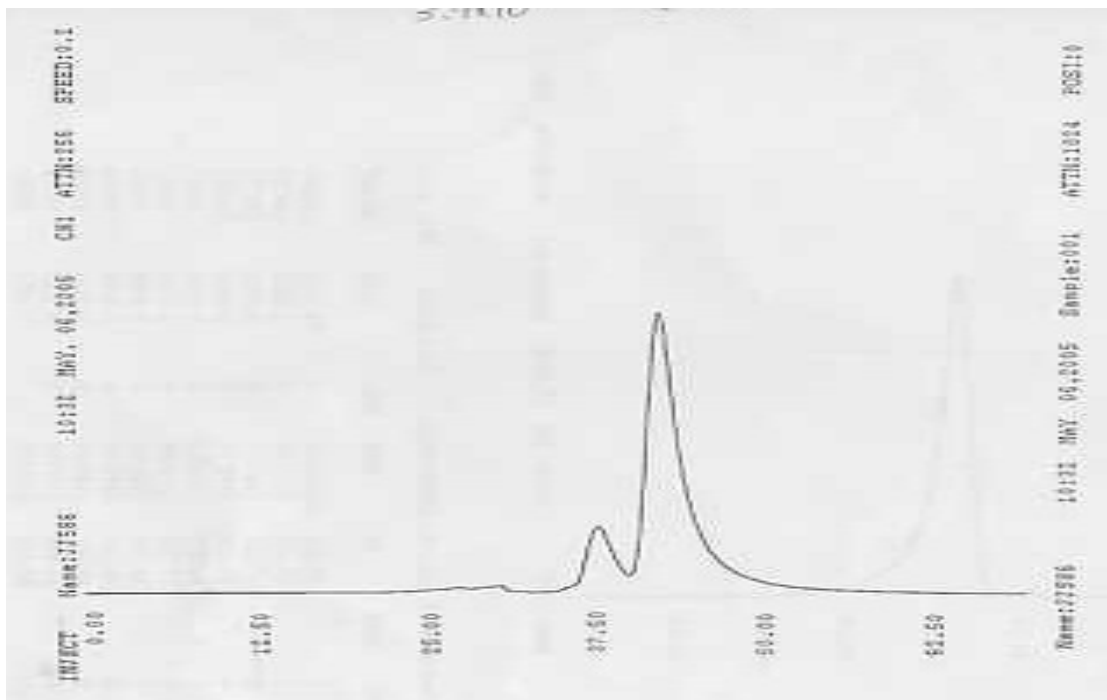
附圖十六、攪拌饋料式在第七天的茯苓多醣體膠體層析沖提圖

Appendix fig16. Gel filtration chromatograms of *Wolfiporia cocos* polysaccharides in stirred tank fermentor on day 7



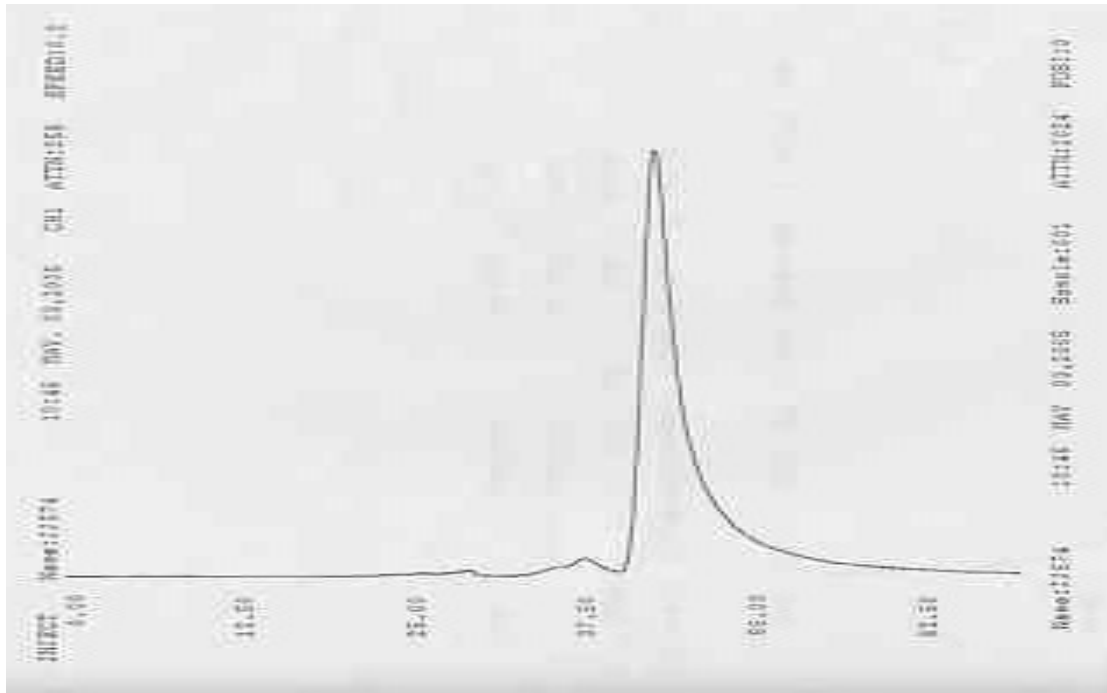
附圖十七、氣泡塔批式在第三天的茯苓多醣體膠體層析沖提圖

Appendix fig17. Gel filtration chromatograms of *Wolfiporia cocos* polysaccharides in bubble column fermentor on day 3



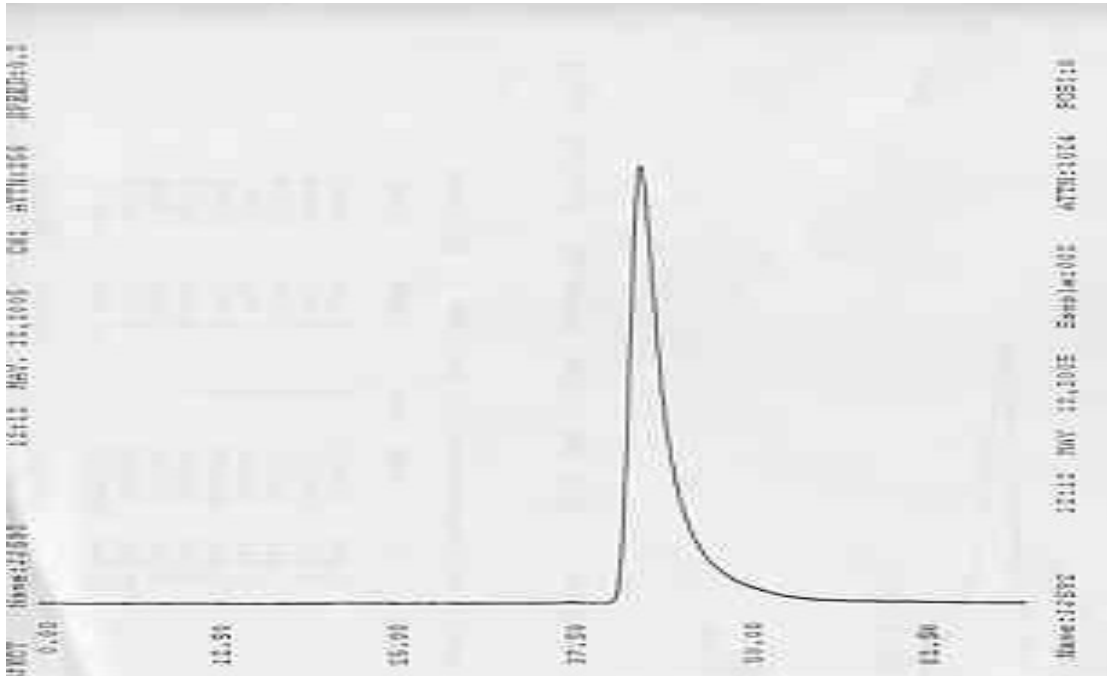
附圖十八、氣泡塔批式在第七天的茯苓多醣體膠體層析沖提圖

Appendix fig18. Gel filtration chromatograms of *Wolfiporia cocos* polysaccharides in bubble column fermentor on day 7



附圖十九、氣泡塔饋料式在第三天的茯苓多醣體膠體層析沖提圖

Appendix fig19. Gel filtration chromatograms of *Wolfiporia cocos* polysaccharides in bubble column fermentor on day 3



附圖二十、氣泡塔饋料式在第七天的茯苓多醣體膠體層析沖提圖

Appendix fig20. Gel filtration chromatograms of *Wolfiporia cocos* polysaccharides in bubble column fermentor on day 7